



Professional Testing Labs, Inc

4918 Crater Lake Ave.
 Medford, OR 97504
 (541) 816-4166
 OLCC# 10156338460










Certificate of Analysis

For OLCC/OHA regulatory compliance

Report Date: 09/1/2023

Sample Type:	Client:	Date Received: 08/24/2023	Sampling Method:
Metric Batch ID:	Metric Source ID:	Lab Sample ID:	Grower License #:

Comments and Descriptions:

Potency		Gorilla Mac	
		27.87%	
		Total THCs	
Moisture Content	Water Activity		
	Pass		Pass
Heavy Metals	Microbes		
	Not Tested		Not Tested
Pesticides	Residual Solvents	Mycotoxins	Terpenes Percent
	Pass		Not Tested
	Not Tested		Pass
			
			Not Tested

Total THC and Total CBD are calculated in accordance with Oregon reporting requirement (OAR 333-064-0100). For cannabinoid analysis, only CBDA, CBD, THC, THCA, and Δ8-THC are ORELAP accredited analytes. Cannabinoid values reported for plant matter are corrected for dry weight. Oregon water activity action level is 0.65aw and moisture content action level is 15%. Pesticide limits determined by OAR 333-007-0400: Table 3. Residual Solvent limits determined by OAR 333-007-0410: Table 4. This report shall not be reproduced, unless in its entirety, without approval from Professional Testing Labs, Inc. Test results relate only to the sample material analyzed. Results valid for 1 year after test date.

Approved by/date:


 Elijah Ballantyne
 Technical Director
 09/1/2023


Professional Testing Labs, Inc

4918 Crater Lake Ave.

Medford, OR 97504

(541) 816-4166

OLCC# 10156338460

Certificate of Analysis

For OLCC/OHA regulatory compliance

Date: 09/1/2023

Gorilla Mac

Sample Type:	Client:	Lab Sample ID:	Sampling Method:
Metric Batch ID:	Grower License #:	Testing Performed:	Harvest Date:
Date Received: 08/24/2023	Comments and Descriptions:		

Cannabinoid Analysis

Date: 08/28/2023	Batch:		Method:
Analyte	% Dry Weight	LOQ (%)	Notes
CBDA	0.162	0.075	
CBD	<LOQ	0.075	
THC	.296	0.075	
THCA	26.857	0.075	
CBDV	<LOQ	0.075	
CBGA	0.778	0.075	
CBG	0.114	0.075	
THCV	0.107	0.075	
CBN	0.230	0.075	
Δ8-THC	<LOQ	0.075	
Δ10-THC	<LOQ	0.075	
CBC	0.157	0.075	
CBCA	0.209	0.075	
Total CBD	0.142	(CBDA*0.877)+CBD= Total CBD	
Total THC	27.878	(THCA*0.877)+THC= Total THC	
Total Minors	1.595	SUM% of Minor Cannabinoids	
Total Cannabinoids	29.446	Sum % Cannabinoids = Total Cannabinoids	

Moisture Content - PASS

Date: 08/27/2023	
Analyst:	Method:
Moisture Content (%): 5.998	

Water Activity - PASS

Date: 08/27/2023	
Analyst:	Method:
Water Activity (aw): 0.349	

LOQ = Limit of Quantitation, ND = Not Detected NT = Not Tested. Total THC and Total CBD are calculated in accordance with Oregon reporting requirement (OAR 333-064-0100). For cannabinoid analysis, only CBDA, CBD, THC, THCA, and Δ8-THC are ORELAP accredited analytes. Cannabinoid values reported for plant matter are corrected for dry weight. Oregon water activity action level is 0.65aw and moisture content action level is 15%. Shown values have been rounded to 3 decimal digits, whereas calculations are performed with all available digits. LOQ Values based on LOQ study available upon request. This report shall not be reproduced, unless in its entirety, without approval from Professional Testing Labs, Inc. Test results relate only to the sample material analyzed. Results valid for 1 year after test date.


Professional Testing Labs, Inc

4918 Crater Lake Ave.

Medford, OR 97504

(541) 816-4166

OLCC# 10156338460

Certificate of Analysis

For OLCC/OHA regulatory compliance

Date: 09/1/2023

Cannabinoid Analysis - Blank (230724e_BMX) - Pass

Date: 08/28/2023		Batch:		Prep Analyst:	Data Analyst:	SOP:
Analyte	% Dry Weight	LOQ (%)	Recovery Limits	Notes		
CBDA	<LOQ	0.05	<LOQ			
CBD	<LOQ	0.05	<LOQ			
THC	<LOQ	0.05	<LOQ			
THCA	<LOQ	0.05	<LOQ			
Δ8 THC	<LOQ	0.05	<LOQ			

Cannabinoid Analysis - LCS (230724e_LCS) - Pass

Date: 08/28/2023		Batch:		Prep Analyst:	Data Analyst:	SOP:
Analyte	% Recovery	LOQ (%)	Recovery Limits	Notes		
CBDA	99.31	0.05	90-110%			
CBD	100.062	0.05	90-110%			
THC	100.141	0.05	90-110%			
THCA	99.967	0.05	90-110%			
Δ8 THC	99.295	0.05	90-110%			

LOQ = Limit of Quantitation, ND = Not Detected NT = Not Tested. Total THC and Total CBD are calculated in accordance with Oregon reporting requirement (OAR 333-064-0100). For cannabinoid analysis, only CBDA, CBD, THC, THCA, and Δ8-THC are ORELAP accredited analytes. Cannabinoid values reported for plant matter are corrected for dry weight.

This report shall not be reproduced, unless in its entirety, without approval from Professional Testing Labs, Inc. Test results relate only to the sample material analyzed. Results valid for 1 year after test date.



Professional Testing Labs, Inc

4918 Crater Lake Ave.
 Medford, OR 97504
 (541) 816-4166
 OLCC# 10156338460

Certificate of Analysis

For OLCC/OHA regulatory compliance

Date: 09/1/2023

Pesticide Analysis - (230724e_8) - Pass

Date: 08/28/2023		Batch:		Prep Analyst:		Data Analyst:		SOP:
Analyte	Result (ppm)	Action Level	LOQ (ppm)	Analyte	Result (ppm)	Action Level	LOQ (ppm)	
Abamectin	<LOQ	0.5	0.25	Imazalil	<LOQ	0.2	0.1	
Acephate	<LOQ	0.4	0.2	Imidacloprid	<LOQ	0.4	0.2	
Acequinocyl	<LOQ	2.0	1.0	Kresoxim-Methyl	<LOQ	0.4	0.2	
Acetamiprid	<LOQ	0.2	0.1	MGK-264	<LOQ	0.2	0.1	
Aldicarb	<LOQ	0.4	0.2	Malathion	<LOQ	0.2	0.1	
Azoxystrobin	<LOQ	0.2	0.1	Metalaxyl	<LOQ	0.2	0.1	
Bifenazate	<LOQ	0.2	0.1	Methiocarb	<LOQ	0.4	0.2	
Bifenthrin	<LOQ	0.2	0.1	Methomyl	<LOQ	0.2	0.1	
Boscalid	<LOQ	0.4	0.2	Methyl Parathion	<LOQ	0.2	0.1	
Carbaryl	<LOQ	0.2	0.1	Myclobutanil	<LOQ	0.2	0.1	
Carbofuran	<LOQ	0.2	0.1	Naled	<LOQ	0.5	0.25	
Chlorantraniliprole	<LOQ	0.2	0.1	Oxamyl	<LOQ	1.0	0.5	
Chlorfenapyr	<LOQ	1.0	0.5	Paclobutrazol	<LOQ	0.4	0.2	
Chlorpyrifos	<LOQ	0.2	0.1	Permethrins ¹	<LOQ	0.2	0.1	
Clofentezine	<LOQ	0.2	0.1	Phosmet	<LOQ	0.2	0.1	
Cyfluthrin	<LOQ	1.0	0.5	Piperonyl Butoxide	<LOQ	2.0	1.0	
Cypermethrin	<LOQ	1.0	0.5	Prallethrin	<LOQ	0.2	0.1	
Daminozide	<LOQ	1.0	0.5	Propiconazole	<LOQ	0.4	0.2	
Diazinon	<LOQ	0.2	0.1	Propoxur	<LOQ	0.2	0.1	
Dichlorvos	<LOQ	1.0	0.5	Pyrethrins ²	<LOQ	1.0	0.5	
Dimethoate	<LOQ	0.2	0.1	Pyridaben	<LOQ	0.2	0.1	
Ethoprophos	<LOQ	0.2	0.1	Spinosad ³	<LOQ	0.2	0.1	
Etofenprox	<LOQ	0.4	0.2	Spiromesifen	<LOQ	0.2	0.1	
Etoxazole	<LOQ	0.2	0.1	Spirotetramat	<LOQ	0.2	0.1	
Fenoxycarb	<LOQ	0.2	0.1	Spiroxamine	<LOQ	0.4	0.2	
Fenpyroximate	<LOQ	0.4	0.2	Tebuconazole	<LOQ	0.4	0.2	
Fipronil	<LOQ	0.4	0.2	Thiacloprid	<LOQ	0.2	0.1	
Flonicamid	<LOQ	1.0	0.5	Thiamethoxam	<LOQ	0.2	0.1	
Fludioxonil	<LOQ	0.4	0.2	Trifloxystrobin	<LOQ	0.2	0.1	
Hexythiazox	<LOQ	1.0	0.5					

¹ Permethrins are measured as the cumulative residues of cis and trans isomers.
² Pyrethrins are measured as the cumulative residues of pyrethrin 1, cinerin 1, and jasmolin 1.
³ Spinosad is calculated as a sum of isomers Spinosad A and Spinosad D.


Professional Testing Labs, Inc

1918 Crater Lake Ave.

Medford, OR 97504

541) 816-4166

OLCC# 10156338460

Certificate of Analysis

For OLCC/OHA regulatory compliance

Date: 09/1/2023

Pesticide Analysis - Quality Controls

Blank (230724e_MBX) and LCS (230724e_LCS)- Pass

Date: 08/28/2023		Batch:			Prep Analyst:		Data Analyst:			SOP:
Analyte	Blank (ppm)	LCS % Recovery	Recovery Limits (%)	LOQ (ppm)	Analyte	Blank (ppm)	LCS % Recovery	Recovery Limits (%)	LOQ (ppm)	
Abamectin	<LOQ	105.41	50-150	0.25	Imazalil	<LOQ	76.08	60-120	0.1	
Acephate	<LOQ	100.48	60-120	0.2	Imidacloprid	<LOQ	113.67	60-120	0.2	
Acequinocyl	<LOQ	80.79	40-160	1.0	Kresoxim-methyl	<LOQ	83.59	60-120	0.2	
Acetamiprid	<LOQ	93.9	60-120	0.1	MGK-264	<LOQ	64.81	50-150	0.1	
Aldicarb	<LOQ	90.29	60-120	0.2	Malathion	<LOQ	83.6	60-120	0.1	
Azoxystrobin	<LOQ	86.03	60-120	0.1	Metalaxyl	<LOQ	87.45	60-120	0.1	
Bifenazate	<LOQ	104.05	60-120	0.1	Methiocarb	<LOQ	85.37	60-120	0.2	
Bifenthrin	<LOQ	117.92	50-150	0.1	Methomyl	<LOQ	81.7	60-120	0.1	
Boscalid	<LOQ	132.76	60-120	0.2	Methyl Parathion	<LOQ	94.15	50-150	0.1	
Carbaryl	<LOQ	92.32	60-120	0.1	Myclobutanil	<LOQ	112.26	60-120	0.1	
Carbofuran	<LOQ	87.88	60-120	0.1	Naled	<LOQ	74.69	50-150	0.25	
Chlorantraniliprole	<LOQ	93.26	60-120	0.1	Oxamyl	<LOQ	101.93	60-120	0.5	
Chlorfenapyr	<LOQ	99.48	60-120	0.1	Paclobutrazol	<LOQ	110.11	60-120	0.2	
Chlorpyrifos	<LOQ	97.01	60-120	0.5	Permethrins ¹	<LOQ	93.75	50-150	0.1	
Clofentezine	<LOQ	115.64	60-120	0.1	Phosmet	<LOQ	102.83	50-150	0.1	
Cyfluthrin	<LOQ	52.05	50-150	0.5	Piperonyl butoxide	<LOQ	63.87	60-120	1.0	
Cypermethrin	<LOQ	111.16	50-150	0.5	Prallethrin	<LOQ	90.64	60-120	0.1	
Daminozide	<LOQ	88.9	60-120	0.5	Propiconazole	<LOQ	111.38	60-120	0.2	
Diazinon	<LOQ	72.22	60-120	0.5	Propoxur	<LOQ	86.2	60-120	0.1	
Dichlorvos	<LOQ	103.07	60-120	0.1	Pyrethrins ²	<LOQ	66.75	60-120	0.5	
Dimethoate	<LOQ	118.22	60-120	0.1	Pyridaben	<LOQ	86.68	50-150	0.1	
Ethoprophos	<LOQ	93.08	60-120	0.1	Spinosad ³	<LOQ	94.08	50-150	0.1	
Etofenprox	<LOQ	113.86	50-150	0.2	Spiromesifen	<LOQ	89.34	60-120	0.1	
Etoxazole	<LOQ	72.79	60-120	0.1	Spirotetramat	<LOQ	137.31	60-120	0.1	
Fenoxycarb	<LOQ	66.42	60-120	0.1	Spiroxamine	<LOQ	75.68	60-120	0.2	
Fenpyroximate	<LOQ	104.86	60-120	0.2	Tebuconazole	<LOQ	127.48	60-120	0.2	
Fipronil	<LOQ	68.26	60-120	0.2	Thiacloprid	<LOQ	98.48	60-120	0.1	
Fonicamid	<LOQ	117.04	60-120	0.5	Thiamethoxam	<LOQ	115.27	60-120	0.1	
Fludioxonil	<LOQ	78.18	50-150	0.2	Trifloxystrobin	<LOQ	78.48	60-120	0.1	
Hexythiazox	<LOQ	88.24	60-120	0.5						

¹ Permethrins are measured as the cumulative residues of cis and trans isomers.

² Pyrethrins are measured as the cumulative residues of pyrethrin 1, cinerin 1, and jamaolin 1.

³ Spinosad is calculated as a sum of isomers Spinosad A and Spinosad D.


Professional Testing Labs, Inc

4918 Crater Lake Ave.

Medford, OR 97504

(541) 816-4166

OLCC# 10156338460

Certificate of Analysis

For OLCC/OHA regulatory compliance

Date: 09/1/2023

Mycotoxin Analysis - (230724e) - Pass

Date: 08/28/2023		Batch:		Prep Analyst:	Data Analyst:	SOP:
Analyte	Result (ppb)	LOQ (ppb)	Action Level	Notes		
Aflatoxin B1	<LOQ	10	Cumulative			
Aflatoxin B2	<LOQ	10	Cumulative			
Aflatoxin G1	<LOQ	10	Cumulative			
Aflatoxin G2	<LOQ	10	Cumulative			
Total Aflatoxins	<LOQ	10	20			
Ochratoxin	<LOQ	10	20			

Mycotoxin Analysis - Blank (230724e)

Analyte	Result (ppb)	LOQ (ppb)	Recovery Limit	Notes	
Aflatoxin B1	<LOQ	10	<LOQ		
Aflatoxin B2	<LOQ	10	<LOQ		
Aflatoxin G1	<LOQ	10	<LOQ		
Aflatoxin G2	<LOQ	10	<LOQ		
Total Aflatoxins	<LOQ	10	<LOQ		
Ochratoxin	<LOQ	10	<LOQ		

Mycotoxin Analysis - LCS (230724e_LCS)

Analyte	Recovery (%)	LOQ (ppb)	Recovery Limits	Notes	
Aflatoxin B1	101.55	10	60-120%		
Aflatoxin B2	105.6	10	60-120%		
Aflatoxin G1	91.5	10	60-120%		
Aflatoxin G2	103.25	10	60-120%		
Ochratoxin	98.4	10	60-120%		

LOQ = Limit of Quantitation, ND = Not Detected NT = Not Tested. Aflatoxins are measured as the cumulative sum of B1, B2, G1, and G2 isomers.

This report shall not be reproduced, unless in its entirety, without approval from Professional Testing Labs, Inc. Test results relate only to the sample material analyzed.

Results valid for 1 year after test date.



Professional Testing Labs, Inc

4918 Crater Lake Ave.
Medford, OR 97504
(541) 816-4166
OLCC# 10156338460

Certificate of Analysis

For OLCC/OHA regulatory compliance

Date: 09/1/2023

Notes:

END OF REPORT

Approved by/date:


Elijah Ballantyne
Technical Director
09/1/2023