



PINNACLE — ANALYTICS —

Potency Results

Sample Name: T20 Jealousy
Client: 72 Wholesale
Client Batch ID:

Pinnacle-Analytics.com
3549 Lear Way, Suite 101
Medford OR 97504
P:(541)300-8217

Sample ID: rC-H-276-D1341

Date Sampled: 9/6/2023

Matrix: Flower

Date Reported: 9/7/2023

Prep Analyst: Jeff A.

Client License: N/A

Analysis Method: 0630322+1 H4 4-21-2022 #1.lcm

For R&D Purposes Only

Sampling Method: N/A

Reference Method: JCB 2009: HPLC/DAD

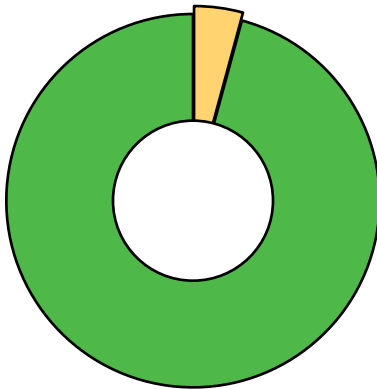
Analysis Batch: 9-7-2023 H4 276, 324, 391, 392


Total THC (THCA*0.877+d9-THC)	17.1%
Total CBD (CBDA*0.877+CBD)	<LOQ%
Moisture Content	13.0%


Cannabinoid	% Weight	mg/g
CBDVA	<LOQ	<LOQ
CBDV	<LOQ	<LOQ
CBDA*	<LOQ	<LOQ
CBGA	<LOQ	<LOQ
CBG	<LOQ	<LOQ
CBD*	<LOQ	<LOQ
THCV	<LOQ	<LOQ
CBN	<LOQ	<LOQ
d9-THC*	0.226	2.26
d8-THC*	<LOQ	<LOQ
CBC	<LOQ	<LOQ
THCA*	19.2	192.0
Total Cannabinoids	19.43	194.3

*ORELAP Accredited Analyte

Limit Of Quantitation: 0.1%, analyte not measured



 d9-THC*

 THCA*



These test results may not be altered or reproduced except in full without the permission of Pinnacle Analytics. These results were generated following the Oregon Administrative Rules and in accordance with the NELAP Institute under ORELAP License #4152
Report generated by Routine_Potency_Rev13_8-1-2023

Kris Ford, PhD
Lab Director



PINNACLE — ANALYTICS —

Quality Control Results

Analyst: Jeff A.

Analysis Batch: 9-7-2023 H4 276, 324, 391, 392

Pinnacle-Analytics.com
3549 Lear Way, Suite 101
Medford OR 97504
P:(541)300-8217

	Duplicate RPD		LCS % Recovery		Method Blank	
	C-0-D233-g	Limit	C-FL-090723	Limits	C-FB-090723	Limit
CBDA	1.35%	10%	97.9%	90-110%	<LOQ/2	LOQ/2
CBD	0.348%	10%	102.0%	90-110%	<LOQ/2	LOQ/2
d9-THC	0.572%	10%	102.0%	90-110%	<LOQ/2	LOQ/2
d8-THC	9.58%	10%	103.0%	90-110%	<LOQ/2	LOQ/2
THCA	2.54%	10%	92.9%	90-110%	<LOQ/2	LOQ/2


RPD: Relative Percent Difference between unknown sample and its duplicate

LCS: Laboratory Control Sample with known concentration

Case Comments: There were no divergences from ordinary Quality Control procedures or SOPs.



These test results may not be altered or reproduced except in full without the permission of Pinnacle Analytics. These results were generated following the Oregon Administrative Rules and in accordance with the NELAP Institute under ORELAP License #4152
Report generated by Routine_Potency_Rev13_8-1-2023


Kris Ford, PhD
Lab Director